

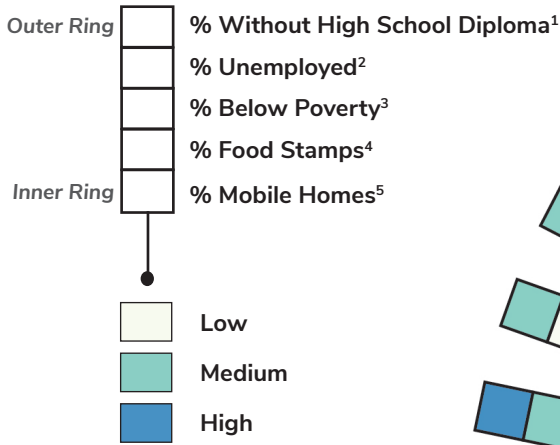
Social Determinants of Health and HOP Participants

Number of HOP Participants Statewide = 31,681*

Number of Impoverished Adults Below 138% of FPL = 251,036

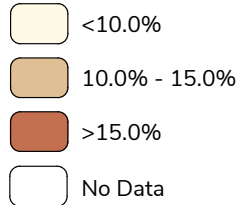
Percent of HOP Participants to Uninsured Adults Below 138% FPL = 12.6%

Ring Key: Social Determinants of Health



 County in Highest Class for 4 or more Social Determinants of Health Data Distributions

Basemap:
Percent of HOP Participants to Impoverished Adults Below 138% of Federal Poverty Level



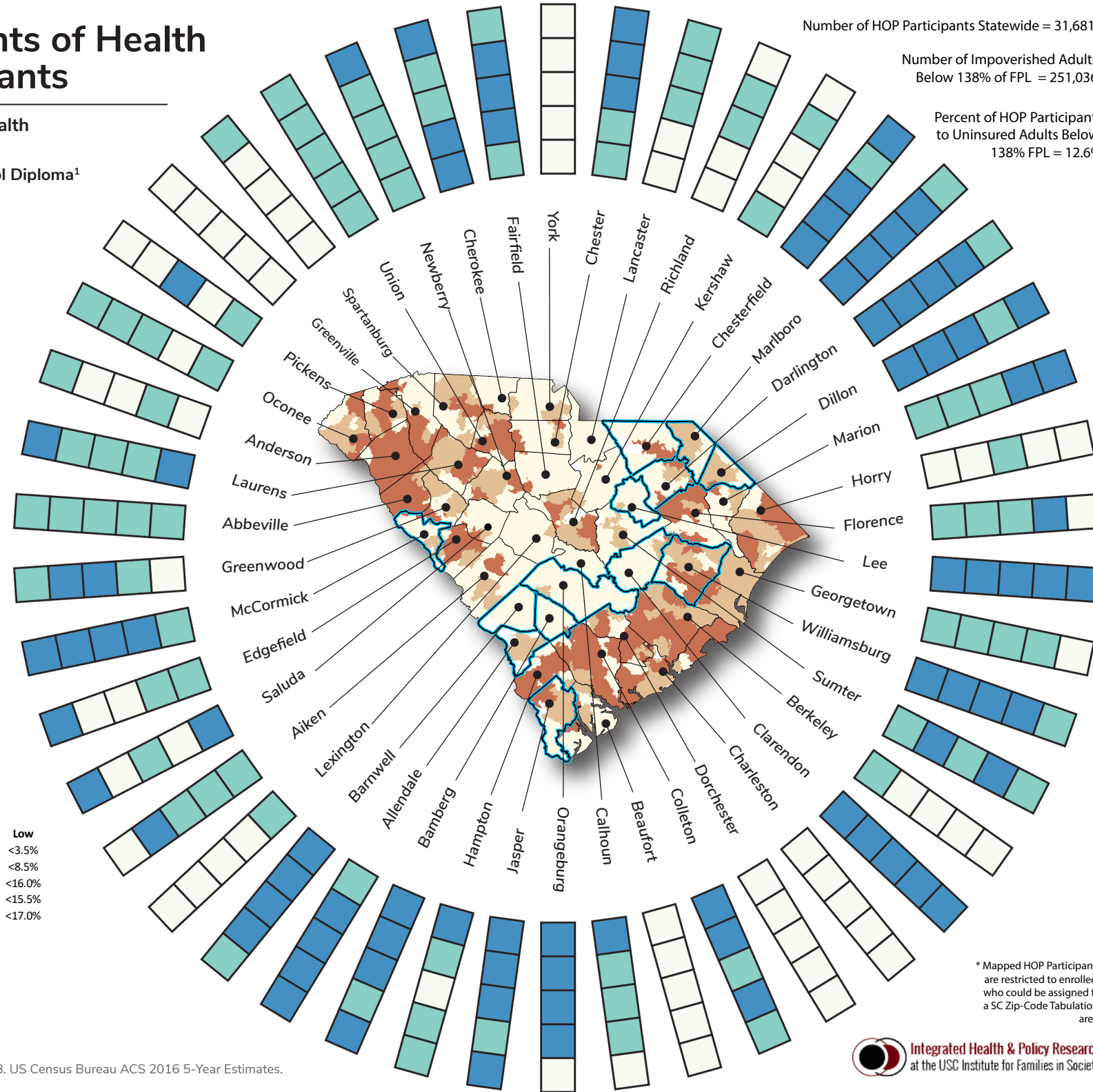
Ring Classification Value Ranges:

Social Determinants	High	Med	Low
% Without HS Diploma	≥17.5%	13.5% to 17.4%	<3.5%
% Unemployed	≥10.5%	8.5% to 10.4%	<8.5%
% Below Poverty	≥21.0%	16.0% to 20.9%	<16.0%
% Food Stamps	≥20.5%	15.5% to 20.0%	<15.5%
% Mobile Homes	≥27.5%	17.0% to 27.4%	<17.0%

*Classification thresholds are based on a difference from mean.

- Adults Age 18 to 64 years without a high school diploma.
- The percent of individuals age 16 to 64 years in the civilian labor force who are unemployed.
- The percent of adults age 18 to 64 years who are below the Federal Poverty Level.
- Percent of households receiving food stamps/SNAP.
- Percent of occupied housing units that are mobile homes.

Data: SC DHHS Individual HOP Files, February 2018. US Census Bureau ACS 2016 5-Year Estimates.



* Mapped HOP Participants are restricted to enrollees who could be assigned to a SC Zip-Code Tabulation area.